

Illinois Criminal Justice Information Authority

Biennial Report 1993 — 1994





Our Mission:

To improve the administration
of criminal justice in the state
of Illinois



Illinois Criminal Justice Information Authority
120 S. Riverside Plaza, Suite 1016
Chicago, Illinois 60606-3997

312/793-8550
312/793-8422 (FAX)
312/793-4170 (TDD)

Table of Contents

Authority members	4
Letter from the chairman and executive director	5
Authority members' biographies	6
Authority committees	8
Organization	9
Federal and State Grants Unit	10
Illinois programs supported with ADAA and VOCA funds	12
Anti-Drug Abuse Act	16
Victims of Crime Act	19
Research & Analysis Unit	20
List of evaluations	22
Information Systems Unit	24
CIMIS and PIMS departments	26
ALERTS agencies	27
Authority fiscal information	28
Authority publications 1993-1994	31

Members of the Illinois Criminal Justice Information Authority July 1992 — June 1994

Peter B. Bensinger, Chairman
President
Bensinger, DuPont & Associates

Jack O'Malley
State's Attorney
Cook County

Jane Rae Buckwalter, Vice Chairman
Deputy Associate Chancellor
University of Illinois at Chicago

Howard A. Peters III
Director
Illinois Department
of Corrections

Roland W. Burris
Illinois Attorney General

Roger Richards
Chief
Fairview Heights
Police Department

Barbara Engel
Victim advocate

Terrance Gainer
Director
Illinois State Police

Matt Rodriguez
Superintendent
Chicago Police
Department

Norbert Goetten
Director
Office of the State's Attorney's
Appellate Prosecutor

Michael Sheahan
Sheriff
Cook County

Wyatt Frazer
Coordinator
Gateway East Health Services

Arthur Smith Sr.
Chicago Police Board

Robert Nall
Sheriff
Adams County

Michael Waller
State's Attorney
Lake County



To the Governor and the Honorable Members of the General Assembly:



Peter B. Bensinger



Thomas F. Baker

It gives us great pleasure to present you with this two-year overview of the accomplishments of the Illinois Criminal Justice Information Authority. Change has certainly been a watchword for this agency, as it has seen new leadership at the director level, as well as many advances in the technological, research and grants services it provides to law enforcement agencies, legislators, users of criminal history record information and the general public.

We invite you to step inside the pages of our report to find out about:

- Services provided by groups receiving grants under the federal Anti-Drug Abuse Act program (beginning on page 10);
- The locations of programs funded by the Anti-Drug Abuse Act and the Victims of Crime Act in Illinois (page 12);
- The role of the Authority, carried out within the Research and Analysis Unit, as a statewide clearinghouse for statistics and other information about the criminal justice system (page 21);
- Advances in police systems technology (beginning on page 24);
- Enhancements to the Authority's Correctional Institution Management Information System (CIMIS) (page 25);
- Research evaluations funded by the Authority and begun since July 1, 1992 (page 22);
- A review of fiscal data from 1992, 1993 and 1994 (beginning on page 28).

These topics and many more are covered in our report and we trust you will enjoy learning about the unique services the agency provides to the state of Illinois.

We would also like to thank former Executive Director Dennis Nowicki for his contributions to the Authority between 1992 and 1994. He served the agency ably during this time, and his efforts, especially in the area of community problem-oriented policing, are much appreciated. We look forward to bringing you news of further improvements in the administration of criminal justice in the state of Illinois.

Sincerely,

A handwritten signature in cursive script that reads "Peter B. Bensinger".

Peter B. Bensinger
Chairman

A handwritten signature in cursive script that reads "Thomas F. Baker".

Thomas F. Baker
Executive Director

Members of the Illinois Criminal Justice Information Authority

Peter B. Bensinger, Chairman

Appointed chairman of the Authority by Governor Jim Edgar in June 1991, Mr. Bensinger was head of the U.S. Drug Enforcement Administration for six years under the Ford, Carter and Reagan administrations. He was the first director of the Illinois Department of Corrections, first chief of the Crime Victims Division of the Illinois Attorney General's Office, chairman of the Illinois Youth Commission, and executive director of the Chicago Crime Commission. He is currently president of Bensinger, DuPont & Associates, a Chicago-based firm that assists industry with drug and alcohol abuse policies.

Jane Rae Buckwalter

Ms. Buckwalter is deputy associate chancellor of the University of Illinois at Chicago and deputy director of the university's Office of International Criminal Justice. An official with UIC for the past 16 years, Ms. Buckwalter previously managed criminal justice grants, planning and training for the Illinois Law Enforcement Commission for nearly a decade. She serves the Authority as vice chairman.

Roland W. Burris

Mr. Burris was elected Illinois' attorney general in 1990. Before that, he served an unprecedented three terms as state comptroller and was director of the former Illinois Department of General Services. *(First Assistant Attorney General Joseph Claps serves as the attorney general's designee on the Authority.)*

Barbara Engel

Ms. Engel has worked on behalf of crime victims in Illinois for more than a decade. A member of the Chicago Commission on Human Relations, she is former director of women's services for the Loop YWCA in Chicago and past president of the Illinois Coalition Against Sexual Assault.

Terrance Gainer

Mr. Gainer has been director of the Illinois State Police since March 1991. A 10-year veteran of the Chicago Police Department and a former deputy director of the state police, Mr. Gainer most recently served as special assistant for drug enforcement to the U.S. transportation secretary.

Norbert Goetten

Mr. Goetten became director of the Office of the State's Attorneys Appellate Prosecutor in December 1991, following a 19-year tenure as state's attorney of Greene County. Before that, he spent five years in private practice specializing in criminal law.

Wyatt Frazer

Since 1985, Mr. Frazer has been coordinator of Gateway East Health Services, an organization that provides drug prevention information and intervention services to young people in the East St. Louis area. The author of two children's books, Mr. Frazer also works with the St. Clair County Regional Prevention Group and Mothers Against Drugs task force.

Robert Nall

Mr. Nall has worked in law enforcement in Adams County for the past 21 years, 18 of them as county sheriff. From 1971 to 1974, he served as a deputy sheriff, before being elected to his first term as sheriff in 1974.

Jack O'Malley

A former Chicago patrol officer and assistant corporation counsel for the city, Mr. O'Malley has been Cook County state's attorney since December 1990. From 1983 to 1990, he was an associate, and then a partner, with the Chicago law firm of Winston & Strawn.

Howard A. Peters III

Mr. Peters has been director of the Illinois Department of Corrections since March 1991. A 23-year employee of the department, he served as warden of the Pontiac, Sheridan and Centralia correctional centers and as superintendent of the Illinois Youth Center—St. Charles.

Roger Richards

Mr. Richards has spent 23 years with the Fairview Heights Police Department, including the last 16 as chief. He started as a patrol officer in 1971, was promoted to sergeant in 1973 and lieutenant in 1977, before being appointed chief in 1978.

Matt Rodriguez

A 35-year police veteran in Chicago, Mr. Rodriguez was appointed superintendent of the Chicago Police Department in April 1992. Mr. Rodriguez has served in the department's patrol, training, gambling and youth divisions. In 1980, he began a 12-year tenure as deputy superintendent of the Bureau of Technical Services.

Michael Sheahan

Mr. Sheahan was elected sheriff of Cook County in November 1990. He began his career in law enforcement in 1971 as a patrol officer with the Chicago Police Department. In 1979, he was elected alderman of Chicago's 19th Ward, a position he held for 11 years.

Arthur Smith Sr.

Mr. Smith is president of six companies in the Chicago area that are primarily involved with the transportation industry. A Chicago police officer from 1967 to 1984, he has served on the Chicago Police Board for the past 10 years.

Michael Waller

A 12-year veteran of the Lake County State's Attorney's Office, Mr. Waller has served as state's attorney since August 1990. Prior to that, he was chief deputy of the criminal division, chief of special prosecutions, and chief of the misdemeanor, traffic and juvenile divisions.

Composition

The Illinois Criminal Justice Information Authority is a 15-member board of state and local leaders from the criminal justice system, plus experts from the private sector. The Authority is supported by a full-time professional staff working out of the agency's office in Chicago.

The Authority's board is led by a chairman, who is appointed by the governor from among the agency's members. By law, the Authority meets at least four times a year in public meetings.

Authority members are responsible for setting agency priorities, tracking the progress of ongoing programs and monitoring

the agency's budget.

The Authority's board includes:

- ▼ 2 police chiefs (Chicago and another municipality)
- ▼ 2 sheriffs (Cook and another county)
- ▼ 2 state's attorneys (Cook and another county)
- ▼ Illinois Attorney General (or designee)
- ▼ Director, Illinois State Police
- ▼ Director, Illinois Department of Corrections
- ▼ Director, Office of the State's Attorneys Appellate Prosecutor
- ▼ Five members of the public

Authority Committees

The Authority has both ad hoc and standing committees. The chairman appoints all committee chairmen and vice chairmen. Non-Authority members may be appointed to ad hoc committees, but these committees must include at least one Authority member. Five standing committees help direct and review much of the agency's work. Except for the Appeals Committee, standing committees consist of at least seven members of the Authority.

Budget Committee

The Budget Committee reviews the Authority budget and oversees the Criminal Justice Information Trust Fund. It receives fiscal reports about the funds made available to further the purposes of the Illinois Criminal Justice Information Act and oversees the grant award procedures of the Authority. In addition, members present testimony and advocate for the Authority's budget request before the governor and General Assembly.

Operations & Audits Committee

The committee reviews and monitors the operation of comprehensive information systems that are being designed or have been developed and are operated by the Authority. It also oversees the annual and periodic audits of the state central repositories as provided in the Illinois Criminal Justice Information Act.

Appeals Committee

The Appeals Committee decides administrative appeals by citizens who have challenged the accuracy and completeness of their state criminal history record information.

Ad Hoc Committee on Dispositional Reporting

This committee assesses the problems with missing dispositions on computerized criminal histories (CCH) and identifies the organizational, technological, personnel and

policy problems and issues that impede disposition reporting and posting. It also identifies and recommends timely and effective solutions to these problems.

Research & Policy Committee

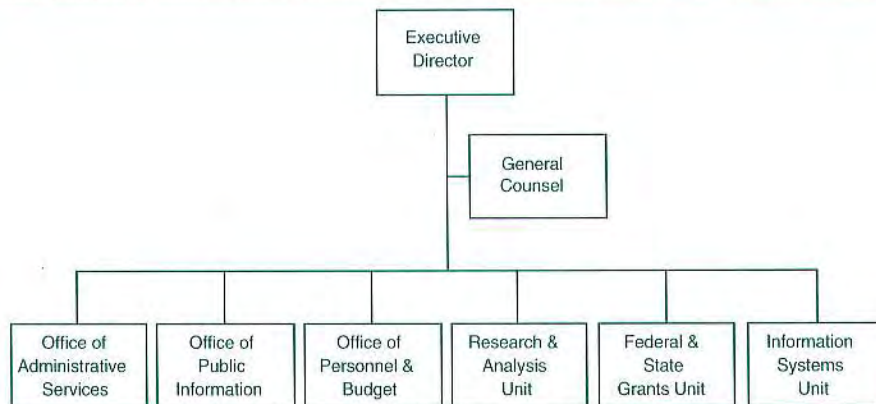
The Research & Policy Committee reviews the research projects, proposals and programs of the Authority's Research & Analysis Unit and evaluates and correlates state and local programs as provided in the Illinois Criminal Justice Information Act, particularly with respect to the proper reporting of automated dispositions to the Illinois State Police by state's attorneys and clerks of the circuit courts.

Legislation & Regulations Committee

The committee reviews legislation and regulations proposed by Authority staff and other agencies which impact criminal justice and provides testimony and makes recommendations to the governor and General Assembly, as provided in the Illinois Criminal Justice Information Act. It also studies and recommends regulations to ensure the privacy and security of criminal history record information as required by the Act.

The committee provides testimony and acts as an advocate before the Joint Committee on Administrative Rules in favor of those privacy and security and other rules and regulations proposed by the Authority as required by the Act.

While Authority members help develop priorities for the agency and monitor their progress, the day-to-day work is carried out by the Authority's staff, who are organized into seven offices which represent the different functions of the agency, as shown and described on the next page.



At the end of the 1994 fiscal year, the Authority had an approved staffing level of 102 employees. Staff include people from a variety of backgrounds and disciplines; to maintain this diversity, the agency aggressively pursues equal employment opportunities. As of June 30, 1994, the Authority's work force was 48 percent male, 52 percent female, 73 percent white, 20 percent black, 6 percent Asian, and 1 percent Hispanic.

In 1994, for the 10th consecutive year, the Illinois Department of Human Rights approved the Authority's equal employment opportunity plan. The Authority worked closely with the department to receive up-to-date training on affirmative action and to inform qualified minority candidates of positions within the agency. The Authority also has worked to make employment opportunities available to people with disabilities.

During fiscal years 1993 and 1994, the Authority was honored by the Rehabilitation Institute of Chicago for providing training to people with disabilities. To ensure compliance with the Americans with Disabilities Act of 1990, the agency identified architectural barriers to be removed from the work site.

Office of the Executive Director

The agency's executive director, who is appointed by the governor with the advice and consent of the Illinois Senate, is responsible for the direction and administration of Authority staff. He or she determines staff priorities and administers resources and programs needed to meet agency goals. The director also serves as liaison to the governor, General Assembly, Authority members and state and national criminal justice officials and organizations.

This office also contains the **General Counsel**, who provides legal services to the Authority, particularly in areas such as access to criminal justice information, privacy and security concerns, the Illinois Freedom of Information Act and interagency funding agreements. The office also directs the Authority's legislative program, and the general counsel serves as secretary to the Authority and the Motor Vehicle Theft Prevention Council.

Office of Administrative Services

OAS is responsible for the day-to-day general operations of the agency. This includes procurement of office equipment and supplies, telecommunications, inventory management, printing, and meeting and travel arrangements.

Office of Personnel and Budget

P&B formulates the Authority's annual budget and administers its financial transactions. It also implements personnel policies and employee benefits and oversees equal employment opportunity matters.

Office of Public Information

OPI manages media relations and internal and external communications for the Authority. It oversees the editing, design and production of research reports, technical manuals, newsletters, brochures, graphics and other documents published by the Authority.

Information Systems Unit

ISU develops and manages the following computerized information systems: PIMS (Police Information Management System); ALERTS (Area-wide Law Enforcement Radio Terminal System); ALECS (Automated Law Enforcement Communications System); and CIMIS (Correctional Institution Management Information System). The unit is responsible for software development, marketing, systems operations and technical support.

Federal and State Grants Unit

FSGU oversees the federal and state assistance programs the Authority administers, including two federal initiatives (the Victims of Crime Act and the Anti-Drug Abuse Act of 1988) and the state Motor Vehicle Theft Prevention Act. The unit is responsible for developing program strategies, recommending programs to be funded and monitoring all awards.

Research and Analysis Unit

R&A serves as an information clearinghouse for criminal justice statistics and research. In addition, it collects, analyzes and disseminates information on the extent and nature of drug abuse in Illinois and the criminal justice system's response to drug and violent crime. It also develops statistical methodologies and provides statistical advice and interpretation to support criminal justice decision making and information needs.

Federal & State Grants Unit

As part of the Authority's power "to apply for, receive, establish priorities for, allocate, disburse and spend grant funds," the Federal and State Unit (FSGU) is charged with administering grant programs overseen by the Authority, which includes assuring compliance with federal and state regulations. Presently 23 staff members implement two federal programs, one state grant program and one funded by drug forfeitures.

Anti-Drug Abuse Act

The federal Anti-Drug Abuse Act (ADAA) supports government programs that enable the enforcement of Illinois drug laws or otherwise curb the commission of violent crimes. Funding of the Anti-Drug Abuse Act has ranged from a low of \$1.8 million in federal fiscal year 1988 to a high of \$17.9 million in FFY93. Illinois' FFY94 award was \$14.7 million. A minimum of 65.41 percent of the funds received must be passed through to local units of government; the remainder may be spent by state agencies. Anti-drug funds require one new dollar in match for every three federal dollars received. As of June 30, 1994, staff were monitoring 101 active programs, closing out 164 others and negotiating agreements with 68 designated implementing agencies (see map, page 12).

Anti-Drug Abuse Act programs:

- ▼ Funded 30 percent of the work force of the state's 23 multi-jurisdictional units charged with undercover drug enforcement in 82 of Illinois' 102 counties. Seventy-five percent of arrests made by these units are for drug delivery — more than triple the 20 percent of arrests made by local departments.
- ▼ Funded 34 attorneys who prosecuted more than 2,000 cases against drug traffickers and gang members. These attorneys had an average conviction rate of nearly 90 percent.



Drugs seized by metropolitan enforcement groups and task forces, like those pictured at left, are analyzed by the Illinois State Police laboratory. (Photo courtesy Illinois State Police)

- ▼ Paid salaries for 10 police officers and seven assistant state's attorneys, as well as support staff, to close drug houses in Cook County. In the last two years, 700 such "nuisances" have been abated.
- ▼ Trained officers in community policing — more than 2,000 in 1993 — and patrol officers and investigators — more than 1,300 in 1993 — on issues related to drugs and violent crime.
- ▼ Supported community-based programs which saved jail cells for serious offenders while supervising more than 250,000 work hours by offenders sentenced to community service.
- ▼ Funded processing of crime scenes valued at less than \$5,000 (2,862 in 1992); analysis of latent prints; and pioneering work in the area of DNA analysis.
- ▼ Provided more than 8,000 Illinois Department of Corrections inmates with substance abuse education; 1,800 inmates with outpatient treatment; 150 inmates with transitional treatment; and 770 inmates with residential treatment during state fiscal years 1992 and 1993.
- ▼ Supervised more than 16,000 parolees in a post-prison initiative which included drug treatment services.
- ▼ Answered more than 1,000 requests from state and local law enforcement agencies for assistance in identifying subjects and businesses involved in money laundering.
- ▼ Assisted transitional offenders returning to Chicago public housing developments from prison, with an emphasis on life skills, job training and employment.
- ▼ Provided treatment for sex offenders at two prisons and intensive supervision following release into the community.
- ▼ Pioneered two anti-violence initiatives in Chicago — one addressing gangs, the other domestic violence — which have received national attention.
- ▼ Doubled the clearance rate for homicides in the St. Clair and Madison counties area.



Participants in the Vehicle for Change diversion program learn trust skills at an outing to the Algonquin Forest Preserve. (Photo courtesy Northwest Herald)

Motor Vehicle Theft Prevention Council

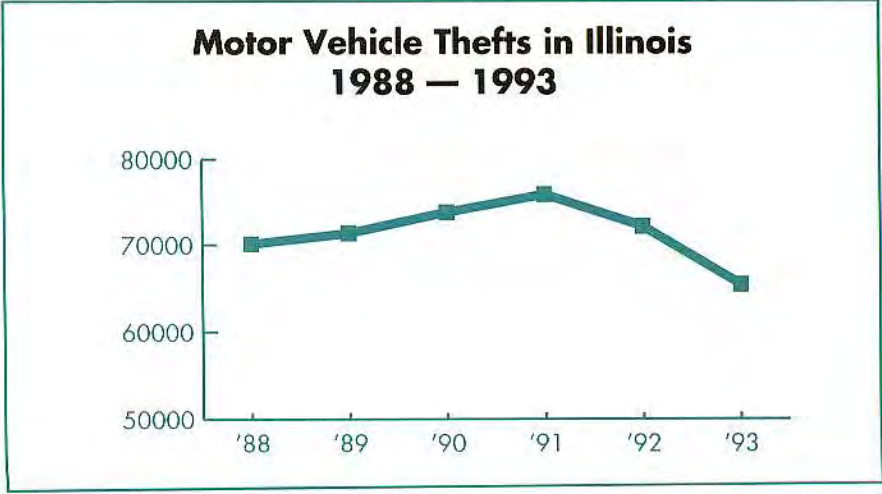


The Motor Vehicle Theft Prevention Act, which took effect Jan. 1, 1991,

requires a \$1 annual assessment for each passenger car covered by physical damage insurance. These funds are used to support a variety of public and private programs to prevent or reduce motor vehicle theft. About \$5.2 million is collected annually. Forty-five grants have been awarded since the program began funding projects in March 1992. The Motor Vehicle Theft Prevention Act also established the Illinois Motor Vehicle Theft Prevention Council to oversee the grant program. Since its creation, the number of motor vehicle thefts in Illinois has dropped 16 percent; this equates to a savings of more than \$53 million to car owners and insurance companies (see chart). Additionally, Council-funded programs have resulted

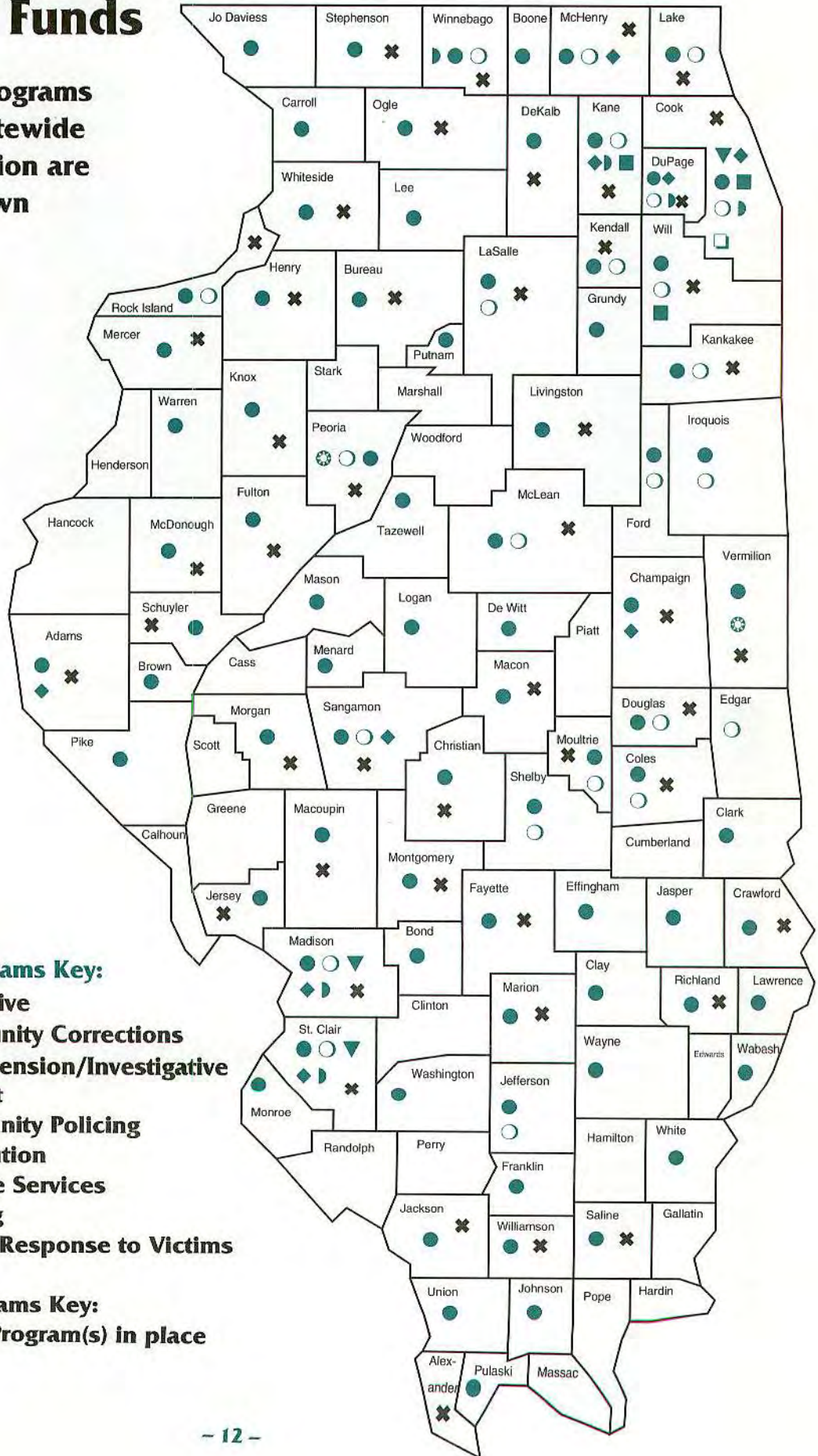
in the recovery of 4,838 stolen and contraband vehicles worth more than \$33 million, and initiated 4,098 criminal investigations and 8,145 audits and inspections of vehicle-related businesses. As a result, in terms of motor vehicle theft rates per 100,000, Illinois dropped from 13th nationally in 1991 to 18th in 1993.

The Council is administered through the Authority and staffed by the grants unit. During 1993, the Council and its grant review committee convened 10 times to consider grant applications, various administrative issues, adoption of the annual report and statewide strategy, and legislative initiatives.



Illinois Programs Supported with ADAA and VOCA Funds

Note: Programs with statewide jurisdiction are not shown



- ADAA Programs Key:**
- ▼ Innovative
 - ◆ Community Corrections
 - Apprehension/Investigative Support
 - Community Policing
 - Prosecution
 - ◐ Defense Services
 - Training
 - ⊗ System Response to Victims

- VOCA Programs Key:**
- * VOCA Program(s) in place

Motor Vehicle Theft Prevention Council Grants

PROGRAM NAME	AGENCY	AWARD	START DATE
MV Theft Intelligence Clearinghouse	Ill. State Police	\$ 191,714	July 1, 1992
Northwest Suburban Auto Theft Task Force	Schaumburg Police Dept.	398,466	Aug. 3, 1992
Beat Auto Theft Through Law Enforcement	DuPage C'ty Sheriff's Dept.	375,000	Aug. 3, 1992
Motor Vehicle Theft Prosecutions Program	Cook County State's Atty	500,000	Aug. 23, 1993
Vehicle For Change	Cook County State's Atty	62,032	Aug. 23, 1992
Vehicle For Change	United Charities	187,968	Aug. 23, 1992
ALERTS Expansion Program	ICJIA	300,000	Aug. 1, 1992
Peoria/Tazewell ALERTS Program	Peoria County Sheriff's Dept.	229,648	Aug. 1, 1992
Tri-County Auto Theft Unit	Joliet Police Dept.	400,000	Sept. 1, 1992
Chicago MV Theft Prevention	Chicago Police Dept.	1,059,384	Nov. 1, 1992
Metro East Auto Theft Task Force (METT)	Collinsville Police Dept.	509,296	Sept. 1, 1992
Kane County Auto Theft Task Force (KCAT)	Elgin Police Dept.	156,000	Aug. 24, 1992
South Suburban Auto Theft Interdiction Network	Ill. State Police	507,210	Nov. 1, 1992
Winnebago/Boone ALERTS Program	Winnebago C'ty Sheriff's Dept.	229,590	March 1, 1993
Prevention, Enforcement and Tracking Program	Cook County Sheriff's Dept.	82,536	Dec. 1, 1992
Lake County Vehicle Theft Prevention TF	Waukegan Police Dept.	300,000	Oct. 1, 1992
Insurance Vehicle Expense Fund	Ill. Anti-Car Theft Committee	120,070	Nov. 1, 1992
Project Park Smart	Ill. Anti-Car Theft Committee	207,700	March 1, 1993
SOS Police Special Audit Teams Program	Ill. Sec. of State Police Dept.	1,625,028	July 1, 1993
Motor Vehicle Theft Training Program	Local Gov'al Law Enf. OTB	359,097	Dec. 2, 1993
Park Forest Auto Theft Reduction Program	Park Forest Police Department	21,202	July 1, 1993
MV Theft Prosecutions Program	Cook County State's Atty	505,489	Dec. 1, 1993
Vehicle For Change	Cook County State's Atty	81,329	Nov. 15, 1993
Vehicle For Change	United Charities	503,066	Nov. 15, 1993
ALERTS Expansion	ICJIA	600,000	Aug. 1, 1993
Tri-County Auto Theft Unit	Joliet Police Dept.	555,278	Sept. 1, 1993
Metro East Auto Theft TF	Collinsville Police Dept.	717,593	Sept. 1, 1993
Kane County Auto Theft TF	Elgin Police Dept.	222,135	Aug. 25, 1993
South Suburban Auto Theft Interdiction Network	Ill. State Police	521,545	Nov. 1, 1993
Prevention, Enforcement and Tracking Program	Cook County Sheriff's Dept.	68,608	Dec. 1, 1993
Lake County Vehicle Theft Prevention TF	Waukegan Police Dept.	294,673	Oct. 1, 1993
Operation Offender Identification	Tinley Park Police Dept.	35,000	July 15, 1993
Motor Vehicle Theft Intelligence Clearinghouse	Ill. State Police	236,316	Oct. 1, 1993
Northwest Suburban Auto Theft TF	Schaumburg Police Dept.	598,751	July 1, 1993
Beat Auto Theft Through Law Enforcement	DuPage County Sheriff's Dept.	505,538	Aug. 3, 1993
Special SOS Audit Program -Insurance Pools	Ill. Sec. of State Dept. of Police	282,715	Dec. 1, 1993
Specialized Prosecution Unit	Will County State's Atty Office	68,633	Nov. 1, 1993
Research in MV Theft-Strategies That Work	Western Ill. Univ.	54,247	Nov. 15, 1993
Northern Ill. Auto Theft Task Force	Winnebago C'ty Sheriff's Dept.	373,029	Nov. 1, 1993
Strategic MV Theft Reduction Program	Chicago Police Dept.	1,000,000	Nov. 1, 1993
Evaluation-SOS Special Audit Teams Program	Northwestern Univ. Traffic Inst.	60,938	Jan. 16, 1994
Evaluation of Motor Vehicle Theft Task Forces	Northwestern Univ. Traffic Inst.	121,169	Jan. 16, 1994
Evaluation-Vehicle For Change	Iota, Inc.	98,490	March 15, 1994
Evaluation-Statewide Training Program	Justex Systems, Inc.	75,000	March 15, 1994
Austin Community Program	Northeast Austin Community	24,107	May 15, 1994
Persons with Disabilities Program	Center for Rehab. & Training of Persons with Disabilities	25,000	May 15, 1994
Evaluation of MDT Technology	Western Ill. Univ.	6,000	April 1, 1994
Project Park Smart-Year 2	Ill. Anti-Car Theft Committee	287,850	May 1, 1994
Beat Auto Theft (BAT)	ICJIA	197,973	May 14, 1994
Beat Auto Theft (BAT)	SOS Dept. of Police	197,973	May 14, 1994

Federal & State Grants Unit

Criminal History Record Information

In FFY93, states were required to meet certain reporting standards for criminal history records to avoid losing funds. These standards principally addressed the accuracy, completeness and timeliness of criminal history record information which police, prosecutors, judges and corrections officials use to make a variety of decisions about convicted and alleged offenders. To satisfy this requirement, the Authority developed and is implementing a criminal history records improvement plan; one facet is the establishment of an audit center within the grants unit to identify baseline data and subsequently measure progress toward the standards set by the Department of Justice.

Other components include statewide initiatives on the collection and reporting of information and the increased use of electronic capture and submission of fingerprints and criminal justice events.

VOCA

The Victims of Crime Act (VOCA), funded by fines paid by those convicted of violating federal laws, supports direct services to victims of violent crime. The Act requires priority be given to services for victims of sexual assault, domestic violence, child abuse and other groups identified by the state as underserved victims of violent crimes. By law, no VOCA funds may be used for administrative costs. Illinois' FFY94 VOCA award of \$2.6 million has been allocated for services to be provided by 140 community programs through 22 agreements. Four of these agreements are with the Illinois Coalition Against Sexual Assault (30 community programs) and Domestic Violence (42 community programs). Other grants provide for support services to survivors of homicide, victims of drunk driving crashes, and victims of violent crime with special needs, such as the disabled or elderly. In 1993, these programs served 45,521 victims — 2,525 more than the 42,996 served in 1992.

Oversight Board

In June 1992, the Illinois General Assembly approved Joint Senate Resolution 113, creating a task force under the attorney general's office to study using proceeds from drug profit forfeitures to help fund community drug crime prevention efforts. At the heart of the task force's inquiry was a recognition that law enforcement agencies lack resources to effectively confront drug-related crime on their own; citizens must be engaged as partners of the police for drug-related crime to be reduced and eliminated.

The task force found that "(T)he nature of the drug-related crime is so complex that a comprehensive approach to solving the problems associated with these crimes must include education, treatment, rehabilitation, and prevention." Three recommendations were:

1. To create at least five community crime prevention pilot projects, lasting two calendar years, using proceeds from forfeitures of narcotics profits.
2. To locate at least four of the pilot projects within the city of Chicago and one in south suburban Cook County.
3. To create a project oversight board under the auspices of the Illinois Criminal Justice Information Authority to set standards for the collection, award and administration of the forfeiture funds.

Following issuance of the report, the oversight board was formed and began meeting. A request for proposals was issued and five grassroots projects were selected to share the \$170,000 contributed by the Chicago Police Department, Cook County State's Attorney's Office and the Illinois Attorney General. All five projects are operational.



Members of the Oversight Board witness the unveiling of a van purchased by grantee Bethel New Life for its community drug crime prevention program.

Staffing

The FSGU staff perform many functions related to developing, implementing and monitoring state and local programs while ensuring compliance with numerous federal and state laws and guidelines. Additionally, three individuals are assigned to audit the state's criminal history records. Primary functions of the unit are listed below.

Planning

Grants staff, in conjunction with other agency staff, are responsible for developing the plans which control the use of funds earmarked for each of the grants programs. Plans include a description of the nature and extent of the problem to be addressed, the Authority's or Council's goals for the program, areas of greatest need for intervention, possible program interventions, and allocation of funds by general program categories. The plans also describe any limits set on the program and commit the Authority or Council to abide by applicable state and federal laws and regulations. The ADAA plan or strategy is the core of Illinois' application to the federal government for block grant funding.

Program development

Once the Authority or Council has approved a state plan or strategy, staff identify and contact eligible recipients of funds and work with them to frame and implement programs which will impact clearly described problems. This is achieved either through correspondence or requests for proposals and generally involves repeated contact — including at least one in-person meeting — over several weeks or months.

Monitoring

Once programs are funded and operational, staff maintain close contact with grantees to ensure compliance with terms of their grants and to track progress toward their objectives. This involves both monthly desk reviews of fiscal and data reports and on-site program and fiscal visits.

Technical assistance

Problems identified during site visits are brought to the attention of the fiscal or program monitor, and staff take necessary steps to remedy them or assist in devising and implementing solutions. When appropriate, staff

from other agency units, other organizations, or federally-funded technical assistance contractors are involved. Staff frequently receive and respond to requests for information on grant preparation, violence prevention, victims-related topics and other criminal justice issues. Requests have also prompted training sessions for various groups when a common need for information or particular skills has been identified.

Coordination

Much of the grants staff time is spent linking staff of funded and unfunded programs with one another to ensure information is shared between interested organizations in a timely fashion. Individuals are encouraged to establish and maintain regular contact with others; groups are convened to further describe particular problems and generate and weigh benefits of possible solutions. Generally these groups involve people with authority to make policy decisions on behalf of their agencies. Participants have access to their chief executive so they can speak on his or her behalf after a course of action is proposed.

In addition to convening key players and linking individuals with one another, staff attend meetings of various associations and state organizations to learn about concerns of criminal justice system representatives; these are good opportunities to observe how different groups — such as police chiefs, probation officers or state's attorneys — view each other's roles and how they work together. Time is also spent meeting, planning and sharing information with other Authority staff to ensure experience and expertise is used to the advantage of all.

Oversight Board Grants — Year One

Program	Agency	Award
Austin Mobile Anti-Crime/ Anti-Drug Program	South Austin Coalition Community Council	\$ 39,072
Community Drug & Crime Prevention Program	South East Alcohol & Drug Abuse Center	34,750
Operation All Out	Bethel New Life, Inc.	40,688
South Suburban Citizen Patrol	Human Action Community Organization	39,935
Quality of Life Problem Solving	United Neighborhood Organization	15,000

Anti-Drug Abuse Act

The Anti-Drug Abuse Act created a federal block grant program designed to help states and local units of government carry out strategies to control drug abuse and violent crime. The following programs were funded by the Authority with ADAA grants between July 1, 1992 and June 30, 1994:

Program Title	Agency	Start Date	Fed Award	Match	Other Match
Domestic Violence Protocol Symposium	Winnebago County	6/1/93	\$ 13,248.94	\$ 9,045.89	\$ 0.00
Sheriff's Work Alternative Program (SWAP)	Adams County Sheriff's Dept.	9/17/93	3,895.00	1,300.00	0.00
Domestic Violence Protocol Symposium	County of Peoria	8/15/93	16,500.00	5,500.00	0.00
Homicide/Violent Crime Strike Force	Ill. State Police	4/1/93	44,301.00	14,767.00*	0.00
Sheriff's Work Alternative Program (SWAP)	Madison County Sheriff's Dept.	12/1/92	50,000.00	16,667.00	0.00
Specialized Probation Training	Admin. Office of the Ill. Courts	6/1/93	15,000.00	5,000.00	0.00
Drug Conspiracy Prosecution	Ill. Attorney General's Office	10/1/92	255,699.00	85,233.00	0.00
Drug Appeals Project	Cook County SAO	9/15/92	83,404.00	27,801.33	0.00
Community Policing Initiative and Training	ICJIA	3/1/93	60,000.00	20,000.00	0.00
Automated Fingerprint Transmission Program	Cook County Sheriff's Dept.	10/1/92	50,000.00	16,667.00	0.00
Victim Protocol Development	Cook County SAO	10/1/92	40,850.00	13,616.00	0.00
Delta Force Expansion	MEGSI	4/1/93	24,367.70	8,122.57	0.00
Law Enforcement Coordination and Training	Ill. Local Gov't. LEOT	9/1/93	20,272.00	6,757.00	0.00
Violence Prevention/Conflict Resolution	ICJIA	3/14/94	1,889.25	629.75*	0.00
Violence Prevention/Conflict Resolution	Cook County SAO	3/18/94	18,438.00	6,146.00	0.00
Expanding Multi-Jurisdictional Narcotic Units	SEIDTF	7/1/92	117,703.00	39,235.00	0.00
Expanding Multi-Jurisdictional Narcotic Units	SCIDTF	7/1/92	111,761.00	37,254.00	0.00
Community Policing	Joliet Police Dept.	1/1/94	288,491.00	96,164.00	0.00
Special Emphasis Program	SIDTF	7/1/92	35,000.00	11,667.00	0.00
Special Emphasis Program	NCNTF	7/1/92	35,000.00	11,667.00	0.00
Special Emphasis Program	Blackhawk Area Task Force	7/1/92	34,755.00	11,585.00	0.00
Special Emphasis Program	Task Force X	10/1/92	16,552.00	9,401.00	0.00
Expanding Multi-Jurisdictional Narcotic Units	Lake County MEG	7/1/92	61,443.00	20,481.00	0.00
Special Emphasis Program	Lake County MEG	7/15/92	33,531.00	11,177.00	0.00
Expanding Multi-Jurisdictional Narcotic Units	Quad-Cities MEG	7/1/92	46,832.00	15,610.00	0.00
Special Emphasis Program	MEG of Southwestern Ill.	7/1/92	31,093.00	10,364.33	0.00
Expanding Multi-Jurisdictional Narcotic Units	Multi-County MEG	7/1/92	78,227.00	26,075.67	0.00
Special Emphasis Program	Multi-County MEG	7/1/92	34,783.00	11,594.33	0.00
Expanding Multi-Jurisdictional Narcotic Units	SIEG	7/1/92	96,052.00	32,018.00	0.00
Special Emphasis Program	SIEG	7/1/92	26,700.00	8,900.00	0.00
Special Emphasis Program	VEMEG	8/1/92	32,083.00	10,695.00	0.00
Local Drug Prosecution Support Project	Office of the State's AAP	8/1/92	436,815.00	146,680.00	0.00
Drug Conspiracy Investigation	Ill. State Police	10/1/92	300,000.00	100,000.00*	0.00
Specialized Probation Services	Sangamon County Adult Probation & Court Services Dept.	7/1/92	59,738.00	19,913.00	0.00
Specialized Probation Services	Champaign County Probation & Court Services Dept.	12/1/92	25,788.00	8,596.00	0.00
Specialized Probation Services	McHenry County Dept. of Court Services	7/1/92	58,676.00	19,559.00	0.00
Drug Strategy Impact Evaluation	ICJIA	6/15/93	1,000,000.00	233,334.00*	100,000.00
Adult Probation Home Confinement & Drug Surveillance Program	Cook County Circuit Court/CCAPD	11/1/92	159,913.00	53,304.33	0.00
Sheriff's Work Alternative Program (SWAP)	Adams County Sheriff's Dept.	2/1/93	23,787.00	7,929.00	0.00
Specialized Public Defender Services	Madison County Pub. Defender	8/1/92	67,918.00	22,639.00	0.00
Specialized Probation Services	DuPage County Dept. of Probation and Court Services	10/1/92	9,636.00	19,878.33	0.00
Violence Reduction in Urban Areas	Chicago Police Dept.	7/1/92	1,050,000.00	350,000.00	0.00
Sheriff's Work Alternative Program (SWAP)	Cook County Sheriff's Dept.	12/15/92	45,000.00	15,000.00	0.00
Community Policing Initiative and Training	ICJIA	2/28/93	250,000.00	83,333.00	0.00
Impact Incarceration Program-Greene County	Ill. Dept. of Corrections	1/11/93	286,626.00	101,900.00*	0.00
Specialized State's Attorney Training	Office of the State's Attorney's Appellate Prosecutor	3/1/94	25,000.00	8,333.00	0.00
Drug Appeals Project	Cook County SAO	10/1/93	56,511.00	18,837.00	0.00
DNA Testing	Ill. State Police	10/1/92	406,136.00	135,378.00*	0.00
Crime Scene Processing	Ill. State Police	8/1/92	135,000.00	45,000.00*	0.00
Northwest Unit Expansion-Local Drug Prosecution Support Project	Office of the State's Attorney's Appellate Prosecutor	8/16/92	92,521.00	30,840.00	0.00
Multi-Jurisdictional Drug Prosecution Program	Lake County SAO	7/1/92	209,186.00	69,729.00	0.00
Multi-Jurisdictional Drug Prosecution Program	McHenry County SAO	2/16/93	94,227.00	31,409.00	0.00
Multi-Jurisdictional Drug Prosecution Program	Kane County SAO	10/16/92	130,325.00	46,832.00	0.00
Multi-Jurisdictional Drug Prosecution Program	Will County SAO	3/1/93	112,111.00	37,370.00	0.00
Multi-Jurisdictional Drug Prosecution Program	Cook County SAO	11/1/92	877,166.00	294,619.00	0.00
Regional Prosecution Demonstration Project	Office of the State's Attorney's Appellate Prosecutor	2/16/93	52,500.00	17,500.00	0.00
Drug Conspiracy Investigation	Ill. State Police	6/1/94	178,320.00	59,440.00*	0.00
Drug Conspiracy Prosecution	Ill. Attorney General's Office	4/1/94	400,000.00	133,333.00*	44,890.85
Chicago Mid-Level Drug Trafficking TF	Chicago Police Dept.	5/16/93	713,000.00	237,667.00	0.00

Legal Consequences of Drug Abuse Campaign	ICJIA	6/15/93	153,750.00	51,250.00*	0.00
Drug Law Enforcement Training Program	Ill. Local Governmental Law Enforcement Officers Training Bd.	10/1/92	200,000.00	66,667.00*	0.00
Drug Appeals Project	Office of the State's AAP	1/1/93	174,930.00	58,310.00*	0.00
Drug Appeals Project	Office of the State Appellate Def.	11/1/92	148,996.00	49,948.00*	0.00
Offender Education & Treatment Program	Ill. Dept. of Corrections	10/1/92	509,846.00	169,948.00*	0.00
Impact Incarceration Program—Greene County	Ill. Dept. of Corrections	3/1/93	500,913.00	130,196.00*	36,775.00
Criminal History Improvements—Audit Plan	ICJIA	4/19/93	234,648.00	78,216.00*	0.00
Criminal History Improvements—County Work Groups	Ill. State Police	7/1/93	75,000.00	25,000.00*	0.00
Criminal History Improvements—CCH User's Manual	Ill. State Police	7/1/93	60,000.00	20,000.00*	0.00
South Suburban Cook County Anti-Drug Initiative	Cook County Sheriff's Dept.	2/1/93	448,050.00	149,350.00	0.00
South Suburban Cook County Anti-Drug Initiative	NEMEG & Dixmoor, Ford Hts., Harvey, Markham, Phoenix, Robbins	10/1/93	110,000.00	36,667.00	0.00
Violence Reduction in Urban Areas	Chicago Police Dept.	11/16/93	242,706.00	83,333.00	0.00
Greater East St. Louis Anti-Drug Initiative	MEGSI	3/16/93	565,000.00	188,333.00	0.00
Greater East St. Louis Anti-Drug Initiative	St. Clair County State's Attorney—Sheriff and Court Services	4/4/93	419,433.00	145,000.00	0.00
Narcotics Nuisance Abatement Program	Cook County SAO 11/14/92	624,885.00	209,199.00	0.00	
Nuisance Abatement Program	Chicago Police Dept.	11/1/92	578,910.00	192,970.00	0.00
Community Policing	Joliet Police Dept.	10/1/92	1,268,224.00	433,304.00	0.00
Expanding Multi-Jurisdictional Narcotic Units	ECITF	8/15/92	77,789.00	26,569.00	0.00
Expanding Multi-Jurisdictional Narcotic Units	Northeastern MEG (NEMEG)	9/1/92	177,500.00	59,167.00	0.00
Expanding Multi-Jurisdictional Narcotic Units	Henry/Mercer Task Force	7/1/92	90,000.00	30,000.00	0.00
Prestart/Offender Release Program	Ill. Dept. of Corrections	10/1/92	1,361,389.00	383,797.00*	70,000.00
Expanding Multi-Jurisdictional Narcotic Units	Blackhawk Area Task Force (Z1TF)	10/1/92	49,860.00	16,620.00	0.00
Expanding Multi-Jurisdictional Narcotic Units	Task Force X	2/1/93	15,126.00	5,042.00	0.00
Expanding Multi-Jurisdictional Narcotic Units	CIEG	11/1/92	80,985.00	26,995.00	0.00
Special Emphasis Program	CIEG	11/1/92	12,421.00	4,140.33	0.00
Expanding Multi-Jurisdictional Narcotic Units	DuPage County MEG (DUMEG)	10/1/92	71,359.00	23,786.00	0.00
Expanding Multi-Jurisdictional Narcotic Units	KAMEG	10/1/92	21,348.00	10,087.00	0.00
Special Emphasis Program	KAMEG	11/1/92	15,371.00	7,128.00	0.00
Expanding Multi-Jurisdictional Narcotic Units	Joliet MANS	10/1/92	87,038.00	32,587.00	0.00
Expanding Multi-Jurisdictional Narcotic Units	MEGSI	10/1/92	127,330.00	45,118.00	0.00
Expanding Multi-Jurisdictional Narcotic Units	North Central Narcotics TF	10/1/92	74,822.00	24,944.00	0.00
Expanding Multi-Jurisdictional Narcotic Units	Southern Ill. Drug TF	10/1/92	110,367.00	36,789.00	0.00
Expanding Multi-Jurisdictional Narcotic Units	State Line Area Narcotics Team (SLANT)	12/1/92	49,362.00	19,116.00	0.00
Special Emphasis Program	SLANT	10/1/92	23,450.00	7,817.00	0.00
Expanding Multi-Jurisdictional Narcotic Units	Vermilion County MEG (VEMEG)	10/1/92	61,390.00	20,463.00	0.00
Expanding Multi-Jurisdictional Narcotic Units	Zone 6 Task Force (Z6TF)	12/15/92	19,357.00	8,097.00	0.00
Special Emphasis Program	Zone 6 Task Force (Z6TF)	12/1/92	15,000.00	5,000.00	0.00
Specialized Public Defender Services	DuPage County Public Defender's Office	3/9/93	54,298.00	23,333.00	0.00
Specialized Public Defender Services	Kane County Public Defender's Office	7/1/93	70,000.00	23,333.00	0.00
Specialized Public Defender Services	St. Clair County Public Defender's Office	8/1/93	70,000.00	23,333.00	0.00
Specialized Public Defender Services	Winnebago County Public Defender's Office	5/26/93	70,000.00	23,333.00	0.00
Specialized Public Defender Services	Madison County Public Defender	8/16/93	70,000.00	23,333.00	0.00
Law Enforcement Management Training—Community Policing	Ill. Local Governmental Law Enforcement Officers Training Board	9/1/93	100,000.00	33,333.00*	0.00
Straight-Up	Safer Foundation	8/1/93	250,000.00	83,333.00	0.00
Law Enforcement Training—Sexual Assault Protocols	Ill. Local Governmental Law Enforcement Officers Training Board	5/10/93	100,000.00	33,333.00*	0.00
Expanding Multi-Jurisdictional Narcotic Units	Blackhawk Area Task Force	7/1/93	87,468.00	29,523.00	0.00
Expanding Multi-Jurisdictional Narcotic Units	Task Force X	7/1/93	70,848.00	23,697.00	0.00
Expanding Multi-Jurisdictional Narcotic Units	Central Ill. Enforcement Group	7/1/93	135,000.00	45,000.00	0.00
Expanding Multi-Jurisdictional Narcotic Units	DuPage County MEG (DUMEG)	7/1/93	130,146.00	43,382.00	0.00
Expanding Multi-Jurisdictional Narcotic Units	East Central Ill. Task Force	7/1/93	122,408.00	42,667.00	0.00
Expanding Multi-Jurisdictional Narcotic Units	Henry/Mercer Task Force	7/1/93	69,719.00	23,333.00	0.00
Expanding Multi-Jurisdictional Narcotic Units	Joliet MANS	7/1/93	131,122.00	43,707.00	0.00
Expanding Multi-Jurisdictional Narcotic Units	KAMEG	7/1/93	168,445.00	56,148.00	0.00
Expanding Multi-Jurisdictional Narcotic Units	MEGSI	7/1/93	225,171.00	75,057.00	0.00
Expanding Multi-Jurisdictional Narcotic Units	NCNTF	7/1/93	137,081.00	46,264.00	0.00
Expanding Multi-Jurisdictional Narcotic Units	Northeastern MEG (NEMEG)	7/1/93	212,500.00	70,833.00	0.00
Expanding Multi-Jurisdictional Narcotic Units	Southern Ill. Drug Task Force	7/1/93	190,005.00	63,335.00	0.00
Expanding Multi-Jurisdictional Narcotic Units	State Line Area Narcotics Team	7/1/93	89,027.00	30,004.00	0.00
Expanding Multi-Jurisdictional Narcotic Units	Vermilion County MEG (VEMEG)	7/1/93	112,956.00	37,117.00	0.00
Expanding Multi-Jurisdictional Narcotic Units	West Central Ill. Task Force	7/1/93	96,350.00	32,117.00	0.00
Expanding Multi-Jurisdictional Narcotic Units	Zone 6 Task Force (Z6TF)	7/1/93	73,185.00	24,504.00	0.00
Expanding Multi-Jurisdictional Narcotic Units	Lake County MEG	7/1/93	96,575.00	32,192.00	0.00

Anti-Drug Abuse Act, continued

Expanding Multi-Jurisdictional Narcotic Units	Multi-County MEG	7/1/93	84,468.00	28,156.00	0.00
Expanding Multi-Jurisdictional Narcotic Units	Quad Cities MEG	7/1/93	83,359.00	27,786.00	0.00
Expanding Multi-Jurisdictional Narcotic Units	South Central Ill. Drug Task Force	7/1/93	103,520.00	34,670.00	0.00
Expanding Multi-Jurisdictional Narcotic Units	Southeastern Ill. Drug Task Force	7/1/93	120,676.00	41,159.00	0.00
Expanding Multi-Jurisdictional Narcotic Units	Southern Ill. Enforcement Group	7/1/93	82,750.00	27,583.00	0.00
Expanding Multi-Jurisdictional Narcotic Units	Task Force 17	7/1/93	64,982.00	21,661.00	0.00
Local Drug Prosecution Support Project	Office of the State's AAP	6/16/93	741,481.00	247,160.00	0.00
Multi-Jurisdictional Drug Prosecution Program	DuPage County SAO	6/13/93	166,721.00	56,810.00	0.00
Multi-Jurisdictional Drug Prosecution Program	Lake County SAO	7/1/93	219,645.00	73,215.00	0.00
Multi-Jurisdictional Drug Prosecution Program	McHenry County SAO	2/16/94	98,056.00	32,685.00	0.00
Multi-Jurisdictional Drug Prosecution Program	Kane County SAO	10/15/93	147,520.00	49,173.00	0.00
Prestart/Offender Release Program	Ill. Dept. of Corrections	7/1/93	2,106,004.00	0.00	702,001.00
Multi-Jurisdictional Drug Prosecution Program	Cook County SAO	12/1/93	951,034.00	317,011.00	0.00
Chicago Mid-Level Drug Trafficking TF	Chicago Police Dept.	5/16/94	336,081.00	112,027.00	0.00
Legal Consequences of Drug Abuse Campaign	ICJIA	4/1/94	76,500.00	34,167.00*	0.00
Community Policing	Joliet Police Dept.	6/15/94	418,212.00	139,404.00	0.00
Crime Scene Processing	Ill. State Police	7/1/93	135,000.00	45,000.00*	0.00
Drug Law Enforcement Training Program	Ill. Local Governmental Law Enforcement Officers Training Board	10/15/93	200,000.00	66,667.00*	0.00
Drug Appeals Project	Office of the State's AAP	4/1/94	150,000.00	0.00	50,000.00
Supreme Court Drug Appeals	Ill. Attorney General's Office	8/15/93	40,000.00	13,333.00*	0.00
Cash Transaction Reporting Unit Program	Ill. State Police	12/1/93	72,123.00	24,041.00*	0.00
Cash Transaction Reporting Unit Program	Ill. Attorney General's Office	3/1/94	118,094.00	39,365.00*	20,697.00
Drug Appeals Project	Office of the State Appellate Def.	9/15/93	150,000.00	50,000.00*	0.00
Offender Education & Treatment Program	Ill. Dept. of Corrections	7/1/93	876,902.00	0.00	292,301.00
In-Prison Sex Offender Treatment	Ill. Dept. of Corrections	4/15/93	250,000.00	37,700.00*	45,633.00
In-Prison Drug Treatment	Ill. Dept. of Corrections	4/15/93	125,000.00	40,000.00*	1,067.00
St. Clair County Drug Testing & Svs. Program	St. Clair County Court Services & Probation Dept.	8/1/93	48,945.00	16,500.00	0.00
St. Clair County Drug Testing & Svs. Program	St. Clair County MH Bd.	5/1/93	15,750.00	5,250.00	0.00
Specialized Probation Services	Madison County Probation & Court Services Dept.	5/1/93	63,000.00	21,000.00	0.00
Specialized Probation Services	McHenry County Dept. of Court Services	7/1/93	62,532.00	21,000.00	0.00
Specialized Probation Services	DuPage County Dept. of Probation and Court Services	10/1/93	28,413.00	11,375.00	0.00
Specialized Probation Services	Kane County Adult Court Services Dept.	4/1/94	63,000.00	21,000.00	0.00
Specialized Probation Services	Sangamon County Adult Probation & Dept. of Court Services	8/1/93	63,000.00	21,000.00	0.00
Specialized Probation Services	Champaign County Probation & Court Services Dept.	12/1/93	24,375.00	8,125.00	0.00
DNA Testing	Ill. State Police	10/1/93	308,296.00	102,765.00*	0.00
Latent Print Analysis	Ill. State Police	6/15/93	75,000.00	25,000.00*	0.00
South Suburban Cook County Anti-Drug Initiative	Cook County Sheriff's Dept.	12/1/93	740,000.00	246,667.00	0.00
South Suburban Cook County Anti-Drug Initiative	Cook County SAO	10/1/93	105,739.00	37,333.00	0.00
Violence Reduction in Urban Areas	Chicago Police Dept.	2/16/94	500,000.00	166,667.00	0.00
Greater East St. Louis Anti-Drug Initiative	MEGSI	3/16/94	297,500.00	99,167.00	0.00
Greater East St. Louis Anti-Drug Initiative	St. Clair County Sheriff's Office	4/4/94	202,500.00	67,500.00	0.00
Homicide/Violent Crime Strike Force	Ill. State Police	7/1/93	207,900.00	69,300.00*	0.00
Homicide/Violent Crime Strike Force	Ill. Attorney General's Office	7/1/93	174,300.00	21,763.00*	46,405.00
Sheriff's Work Alternative Program (SWAP)	Adams County Sheriff's Dept.	10/1/93	30,457.00	10,152.00	0.00
Sheriff's Work Alternative Program (SWAP)	Madison County Sheriff's Dept.	10/1/93	30,457.00	10,152.00	0.00
Narcotics Nuisance Abatement Program	Cook County SAO	11/1/93	564,809.00	188,270.00	0.00
Nuisance Abatement Program	Chicago Police Dept.	12/1/93	507,029.00	169,010.00	0.00
Community Policing	Aurora Police Dept.	10/1/93	674,840.00	224,947.00	0.00
Multi-Jurisdictional Drug Prosecution Program	DuPage County SAO	6/13/94	148,224.00	49,408.00	0.00
Multi-Jurisdictional Drug Prosecution Program	Will County SAO	3/1/94	102,021.00	34,007.00	0.00
Drug Appeals Project	Cook County SAO	6/1/94	78,192.00	26,064.00	0.00
Specialized Public Defender Services	DuPage County Public Defender's Office	4/16/94	57,806.00	19,269.00	0.00
Specialized Probation Services	Madison County Probation & Court Services Dept.	5/1/94	63,249.00	21,083.00	0.00
Specialized Probation Services	DuPage County Dept. of Probation and Court Services	4/1/94	64,690.00	21,563.00	0.00
Latent Print Analysis	Ill. State Police	6/15/94	68,750.00	22,917.00*	0.00
Homicide/Violent Crime Strike Force	Ill. State Police	6/1/94	248,389.00	82,796.00*	0.00

Totals: **\$34,409,920.89** **\$10,315,813.86** **\$1,309,769.85**

*Denotes state match

Victims of Crime Act

The Victims of Crime Act (VOCA) created a federal block grant program designed to help states expand the level of services to victims of crime. The Authority funded the following programs between July 1, 1992, and June 30, 1994:

Program Title	Program Agency	Start Date	Fed Award	Match
Services to Victims of Sexual Assault	Ill. Coalition Against Sexual Assault	8/15/92	\$ 824,204.00	\$ 206,051.00
Services to Victims of Domestic Violence	Ill. Coalition Against Domestic Violence	8/1/92	671,347.00	167,837.00
Services to Victims of Child Abuse	Ill. Coalition Against Domestic Violence	7/1/92	154,757.17	38,689.29
Services to Victims of Child Abuse	Ill. Coalition Against Sexual Assault	8/15/92	279,712.00	69,928.00
Services to Victims of Drunk Drivers	Mothers Against Drunk Drivers (MADD-Ill.)	10/1/92	75,000.00	18,750.00
Services to Survivors of Homicide Victims	Lake County State's Attorney's Office	10/1/92	21,000.00	5,250.00
Services to Survivors of Homicide Victims	Macon County State's Attorney's Office	10/1/92	11,533.00	2,883.00
Services to Cook County Victims of Crime	Cook County State's Attorney's Office	10/1/92	140,732.00	37,465.00
Services to Chicago Victims of Violent Crime	Chicago Housing Authority	10/1/92	100,000.00	25,000.00
Services to Chicago Victims of Violent Crime	Legal Assistance Foundation of Chicago	10/1/92	40,000.00	10,000.00
Services to Victims of Violent Crime	East St. Louis Advocacy Program	10/1/92	29,866.64	8,198.95
Services to Victims of Hate Crime	Horizons Community Services Inc.	10/1/92	20,000.00	5,000.00
Domestic Violence Victims Assistance Program	Uptown Center Hull House Association	10/1/92	22,640.00	5,660.00
Victim Coordinator Services	Rock Island County State's Attorney's Office	10/1/92	24,617.00	6,154.25
Victim Coordinator Services	Kane County State's Attorney's Office	10/1/92	25,000.00	6,250.00
Victim Coordinator Services	Massac County State's Attorney's Office	10/1/92	1,247.00	312.00
Services to Chicago Victims of Violent Crimes Program	Englewood Legal Assistance Foun. of Chicago	7/1/92	40,000.00	10,000.00
Services to Survivors of Homicide Victims	DuPage County State's Attorney's Office	1/1/93	3,090.00	772.50
Services to Chicago Victims of Violent Crime	CPD Domestic Violence Project Support/Family Rescue	10/1/92	25,000.00	6,250.00
Services to Chicago Victims of Violent Crime	CPD Domestic Violence Project Support/CAWC	2/15/93	12,500.00	3,500.00
Homicide Advocacy Services	Cook County State's Attorney's Office	8/15/93	3,517.00	916.00
Services to Victims of Sexual Assault	Ill. Coalition Against Sexual Assault	7/1/93	753,865.00	188,467.00
Services to Victims of Domestic Violence	Ill. Coalition Against Domestic Violence	7/1/93	865,129.00	216,282.00
Services to Victims of Child Abuse	Ill. Coalition Against Domestic Violence	7/1/93	155,001.00	38,750.00
Services to Victims of Child Abuse	Ill. Coalition Against Sexual Assault	7/1/93	303,924.00	75,982.00
Services to Victims of Drunk Drivers	Mothers Against Drunk Drivers (MADD-Ill.)	10/1/93	75,000.00	18,750.00
Services to Survivors of Homicide Victims	Lake County State's Attorney's Office	10/1/93	21,000.00	5,250.00
Services to Survivors of Homicide Victims	Macon County State's Attorney's Office	10/1/93	13,031.00	3,258.00
Services to Cook County Victims of Crime	Cook County State's Attorney's Office	10/1/93	131,613.00	32,904.00
Services to Survivors of Homicide Victims	DuPage County Psychological Services	10/1/93	11,975.00	2,994.00
Services to Survivors of Homicide Victims	Kankakee County State's Attorney's Office	1/11/94	15,727.00	3,932.00
Services to Chicago Victims of Violent Crime	Chicago Housing Authority	10/1/93	100,000.00	25,000.00
Services to Chicago Victims of Violent Crime	Chicago Housing Authority	10/1/93	63,565.00	15,891.00
Services to Chicago Victims of Violent Crime	Legal Assistance Foundation of Chicago	10/1/93	40,000.00	10,000.00
Services to Chicago Victims of Violent Crime	CPD Domestic Violence Project Support/Family Rescue	10/1/93	25,000.00	6,250.00
Services to Chicago Victims of Violent Crime	CPD Domestic Violence Project Support/CAWC	10/1/93	25,000.00	6,250.00
Services to Victims of Violent Crime	East St. Louis Advocacy Program	9/1/93	30,000.00	7,500.00
Services to Victims of Hate Crime	Horizons Community Services	10/1/93	15,943.00	3,986.00
Services to Victims of Hate Crime	U of I Anti-Violence Project	7/15/93	31,317.00	7,830.00
Services to Chicago Victims of Violent Crime	Legal Assistance Foundation of Chicago	10/1/93	40,000.00	10,000.00
Domestic Violence Victims Assistance Program	Uptown Center Hull House Association	10/1/93	22,640.00	5,660.00
Homicide Advocacy Services	Cook County State's Attorney's Office	10/1/93	61,060.00	15,265.00
Victim Coordinator Services	Kane County State's Attorney's Office	10/1/93	25,000.00	6,250.00

Totals:

\$5,351,552.81 \$1,341,317.99

Research & Analysis Unit

The Authority is the state agency responsible for conducting criminal justice research in Illinois, and its Research and Analysis Unit is responsible for the majority of the program and policy research conducted. The Unit's primary mission is to identify and explore current or emerging criminal and juvenile justice issues that impact the effectiveness of Illinois' criminal justice system. The research and analysis conducted is then made available to state, county and local governmental criminal justice decision-makers to assist them in their policy discussions. The R&A unit, through short-term, timely research, attempts to make information available on key issues so that policy, program and funding decisions are based on factual data rather than general perceptions.

The R&A unit is staffed by professional researchers and statisticians who conduct research of interest and use to the governor, General Assembly and Illinois' criminal justice community. A variety of projects and activities were carried out in fiscal years 1993 and 1994, including: staffing the Governor's Task Force on Crime and Corrections; evaluating drug and violent crime control programs statewide; serving as a clearinghouse for criminal justice data and information; and conducting applied research projects.

Task Force on Crime and Corrections

In February 1992, Governor Jim Edgar created the Illinois Task Force on Crime and Corrections to address issues related to Illinois' prison crowding crisis. The governor charged the task force with exploring new ways to not only deal with prison crowding, but to protect society and to ensure justice — and to do so in an affordable, cost-effective manner.

The governor directed the Authority to provide staff support for the task force, including data collection, research and analysis, publishing and overall coordination. Much of this work was carried out by the Authority's Research and Analysis Unit.

Almost all of the task force's initial work involved conducting a thorough examination of the nature and extent of crime and prison crowding in Illinois. Staff put together detailed statistical profiles of inmates and their offenses, criminal histories and recidivism rates, as well as current correctional capacity and programs. Staff also analyzed the larger social, demographic and crime trends that were likely to affect the criminal justice system in the future. Finally, staff assembled an extensive compendium of statistics and research on various correctional sanctions and programs used in Illinois and elsewhere. Staff also helped coordinate site visits, public input and panels of expert witnesses.

Throughout the process, staff gathered infor-

mation from the state and nation, reviewed it and provided analysis that served as the basis for recommendations outlined in the Illinois Task Force on Crime and Corrections Final Report. The work served not only the task force in its deliberations, but the General Assembly, the Governor, and the people of Illinois in determining how best to approach the complex problem of prison crowding in Illinois.

Criminal History Records Improvement

The Criminal History Records Improvement Program is the umbrella structure for several research activities related to criminal history records. The first is staffing the Authority's Ad Hoc Committee on Dispositional Reporting, a committee formed to develop immediate solutions to problems with the state's criminal history record information (CHRI), and especially the problem of final court dispositions being missing from arrest records on rap sheets. Staff supported this mission by:



The Illinois Task Force on Crime and Corrections examined issues such as prison crowding; research support was provided by Authority research & analysis staff.

1) Analyzing problems related to both CHRI reporting by criminal justice agencies and the use of rap sheet information from the state central repository; and

2) Working with the Federal and State Grants Unit staff to implement ADAA-funded CHRI improvement strategies, including auditing, county work groups, a CHRI reference manual, livescan technology and on-line court disposition reporting.

Specific tasks included survey data analysis; interviews with CHRI reporters, users, and repositories; analysis of supporting legislation and operational procedures; development of policies to maximize the usefulness of CHRI to criminal justice personnel and the public; on-site coordination and planning of CHRI improvement projects; and assessments of the cost-effectiveness of alternative procedures and technologies.

The Committee also served during this time as the Illinois Criminal Records Improvement Task Force, which addresses the criminal record needs of agencies in addition to information contained on rap sheets. This includes up-to-date information on open court cases, warrants and probation/parole status. A master plan is being developed for Illinois to chart the future course of criminal record development and to serve as a guide for local agencies planning to automate their criminal justice records, and/or enter into electronic record exchange networks.

Information clearinghouse

In a world that increasingly depends on reliable information obtained quickly, state and local criminal justice agencies — as well as private groups and citizens involved with the criminal justice system — need a resource they can turn to for data and information.

The Authority, through its Information Resource Center (IRC), serves as a statewide clearinghouse for statistics and other information about the criminal justice system. During fiscal years 1993 and 1994, IRC staff responded to more than 2,400 information requests, for an average of more than 23 per week.

Information requests came from a variety of sources. Twenty-two percent came from private citizens; another 37 percent were from government officials at all levels. The media, students and academic institutions accounted for 41 percent of the requests received.

Requests for timely and accurate data and analysis are common, and the Authority is well-equipped to respond in an effective and efficient manner. Using sophisticated computer software, staff provide officials with information they need in an attractive, easily understood format suitable for presentation to city councils, county boards and other interested organizations.

The Authority also anticipated issues that were likely to generate widespread interest and then developed and disseminated background material on these topics, often under the publication series *On Good Authority*. Briefs were published on several topics, including:

- *Firearms and Crime*
- *Asset Seizure and Forfeiture*
- *Intermediate Sanctions*
- *Juveniles and Violent Crime*
- *Clemency for Battered Women Convicted of Killing their Partners*

The IRC also handles distribution of publications, with more than 700 requests filled during 1993 and 1994.

Drug and violent crime control research and evaluation

With the emergence of drug and violent crime as top criminal justice and public policy concerns, the need for information has significantly expanded. To help plan, implement and refine crime control efforts, justice system policy and decision makers need periodic, continuing statistical information from sources both inside and outside government. They need information on the extent and nature of the problem and cur-

During fiscal years 1993 and 1994, IRC staff responded to more than 2,400 information requests.

rent resources. They need information on program activities to ensure implementation and performance goes according to plan. And they need information on the results and impact of drug and violent crime control efforts to know what is and isn't working. The Authority has been engaged in a wide range of research activities designed to provide policy and decision makers with just this information.

R&A continually collects, analyzes and disseminates statistical information on the extent and nature of drug and violent crime and the justice system's response. By working with various agencies responsible for initial data collection, staff have developed what is perhaps the most comprehensive repository of drug- and violent crime-related data in Illinois, as well as a unique and widely-recognized expertise in data analysis and interpretation.

Research & Analysis Unit

For example, R&A collected and analyzed data supporting Illinois' annual applications for federal drug and violent crime control funds under the Anti-Drug Abuse Act; the unit also frequently developed customized analyses for policy and program development decisions.

R&A also developed criminal justice system profiles focusing on drug and violent crime for each of Illinois' 102 counties. In addition to providing policy makers with an overview of all components of the justice system in their jurisdiction (law enforcement, courts and corrections), the profiles compared each jurisdiction to others of similar size. The profiles were distributed to legislators and criminal justice policymakers statewide.

The unit also is responsible for a multi-faceted evaluation initiative aimed at assessing the implementation and impact of drug and violent crime control programs in Illinois. Multiple evaluation projects supported with federal funds were and are carried out through subcontracts with private research firms and universities. Staff developed the technical requirements for the

research, monitor the contractors' research activities and help disseminate the results. The accompanying table lists evaluations conducted or started during 1993 and 1994.

Computerized crime analysis

Computerized mapping tools to replace old-fashioned pin maps have come a long way since their advent in the late 1980s, and innovations by staff at the Authority have played a large role in their expanded usefulness to crime analysts.

The Authority-created Spatial and Temporal Analysis of Crime (STAC) system is a tool to summarize information so that it supports tactical deployment, investigation, early identification of crisis situations and development of successful intervention strategies. The GeoArchive coordinates community and law enforcement data for neighborhood level decision making.

With support from the federal Bureau of Justice Statistics, Authority researchers have developed this statistical toolbox to help local officials pinpoint crime hot spot areas so that resources can be allocated when and where they are needed most. During 1993 and 1994, the Authority and the Chicago Police Department used STAC and the GeoArchive to help identify street gang violence crisis areas in Chicago, in the hope that interventions could be applied in time to save lives.

The Early Warning System for street gang violence is being used in Chicago's Police Area Four, one of the most dangerous in the city, to identify potential neighborhood crisis areas. These are areas at high risk of suffering spurts of serious street gang violence and homicide. The system consolidates spatial information from a variety of community and law enforcement sources and organizes them in a GeoArchive. This information is then used to identify crisis neighborhoods.

To help law enforcement and research communities develop new methods for using mapped data in police and community problem solving, the Authority co-sponsored a Workshop on Crime Analysis through Computer Mapping in August 1993. A diverse group gathered in Chicago for three days to confront statistical and technical obstacles to using mapped data for crime analysis and tactical deployment.

During fiscal years 1993 and 1994, the Authority also published several reports designed to help keep the law enforcement community up-to-date on what is happening in crime analysis and the Authority's work with STAC. These included the *GeoArchive Handbook*, the *GeoArchive Codebook*, the *Proceedings from the Workshop on Crime Analysis through Computer Mapping*, and three newsletters.

Authority-funded Evaluations

- ▼ Joliet/Aurora Community Policing Program
- ▼ Illinois Department of Corrections PreStart Program
- ▼ Cook County State's Attorney's Narcotics Nuisance Abatement Program
- ▼ Range, Nature and Performance of Alternative to Incarceration Strategies
- ▼ DASA-Funded Substance Abuse Treatment Programs Serving IDOC Work Release Centers
- ▼ Gang Violence Reduction Program
- ▼ DuPage County Domestic Violence Protocol
- ▼ Chicago Alternative Policing Strategy
- ▼ Springfield Weed and Seed Program
- ▼ Metropolitan Enforcement Groups and Drug Enforcement Task Forces in Illinois
- ▼ Greater East St. Louis Anti-Drug Initiative (Enforcement component)
- ▼ Intensive Probation Supervision and Intensive Drug Abuser Probation Programs
- ▼ The Impact of the Gateway Program at Dwight Correctional Center and the Substance Abuse Program in the Impact Incarceration Program at Dixon Springs
- ▼ An Implementation Guide to Community Problem-Oriented Policing

The Authority's work with STAC has received widespread recognition: a 1992 \$20,000 finalist award from the Ford Foundation's Innovations in State and Local Government Program was put to use beginning in 1993. STAC currently is used in about 70 police departments worldwide.

Homicide data

In recent years Illinois has experienced a tragic and unprecedented increase in homicides. While murder is no doubt the most horrible of crimes, it also may be among the least understood. To learn more about homicide, the Authority is enhancing two unique homicide datasets.

The Chicago Homicide Dataset is one of the largest and most detailed ever collected in the United States. It contains information on every homicide committed in Chicago between 1965 and 1993 — more than 22,000. It includes more than 200 variables for each murder. Additional detail on homicides committed from 1991 through 1994 are being added now, thanks to a 1994 award from the Joyce Foundation for \$58,000. The Authority also has built a unique dataset on statewide homicides between 1973 and 1992, the Illinois Victim-Level Murder File.

The development of these two datasets is a prerequisite to a detailed analysis of homicide patterns in Illinois. Together, they will serve as an information foundation to make recommendations for effective interventions statewide.

Other research

The Authority's research program addressed several other issues of critical importance to the criminal justice system in 1993 and 1994.

For example, it conducted an exploratory study of convenience store violence in Illinois funded by the National Institute for Occupational Safety and Health (NIOSH). The study was designed to provide estimates of convenience store robbery injuries in the state.

The Authority also conducted an exploratory study of police ethics in Illinois with funding from the federal Bureau of Justice Statistics. The 18-month *Police Behavior Study* was designed to address the following questions: What behaviors do Illinois police officers consider to be unethical? What do they think the appropriate consequences should be for misconduct? What are the most commonly-perceived types of unethical behavior? To answer these questions, a random sample of full-time municipal officers throughout Illinois, except Chicago, completed a questionnaire soliciting information on these issues. To date, all data analysis has been completed, and a final report is in development.

Two studies concerning the impact of casino gambling in Illinois were also completed during 1993 and 1994. *Casino Gambling and Crime in Chi-*

cago attempted to identify and quantify the potential impact a land-based casino in Chicago would have on Chicago, Cook County and selected criminal justice agencies. The study was significant in that no previous analysis comprehensively assessed the impact of serious crime increases on criminal justice system workloads and resources. The study found that additional justice system expenditures of from \$42 million to \$100 million annually (in 1992 dollars) would be needed to respond to projected increases in serious crime.

The second study, *Riverboat Gambling and Crime in Illinois Preliminary Report* investigated the potential impact a riverboat casino might have on crime and law enforcement activities in a particular community. The study found that overall patterns of service calls and crime incidents in Joliet remained stable after riverboats began operation.

To provide decision makers with objective information on truth-in-sentencing (TIS), the Authority assessed its impact on the length of time prison inmates serve in Illinois as well as on their age at release and corresponding recidivism rate. The analysis found that the impact of TIS would vary across offenders. TIS would likely have a measurable impact on length of stay for certain violent crimes, and as a result, would likely reduce their recidivism. TIS would likely have a minimal impact on offenders sentenced for less serious crimes. Additionally, if TIS were implemented for all categories of offenders, its effect would be to increase the prison population by 45,000 inmates over a 10-year period, at a cost of \$5.8 billion.

National research arena

The Authority has always been a nationally-recognized leader in criminal justice research and analysis. In 1993 and 1994, the agency figured prominently in the national research arena:

- The Authority received the 1993 Phillip Hoke Award for excellence in analysis for its work on the Illinois Task Force on Crime and Corrections. This annual award is conferred by the Justice Research and Statistics Association and the Bureau of Justice Statistics.

- The U.S. Department of Justice, National Institute of Justice, published the *Research in Brief: Street Gang Crime in Chicago*, which was based on the work of STAC and homicide research initiatives. The publication was co-authored by an Authority staff member.

- Chapters on homicide research conducted in Illinois authored by Authority staff members were published in the book *Homicide, the Victim/Offender Connection*.

Library

R&A also maintains a comprehensive research library with several thousand holdings.

Information Systems Unit

The Authority's Information Systems Unit develops and operates a set of technologically advanced, yet affordable, information systems; these are helping police agencies, large and small, to collect and share information and wage a more coordinated fight against crime. Without the Authority's help, most of these agencies, particularly the small- and medium-sized ones, simply could not afford the information systems they now rely on. In addition to software development, ISU is responsible for marketing, systems operations and technical support for the following computerized information systems: PIMS (Police Information Management System); ALERTS (Area-wide Law Enforcement Radio Terminal System); ALECS (Automated Law Enforcement Communications System); and CIMIS (Correctional Institution Management Information System).


Mobile data systems

ALERTS, the Authority's in-car computer terminal system for police, is unique and popular because it is a cooperative venture among local law enforcement and the Authority. While most other mobile data systems are built and operated for only a single agency, ALERTS is designed to be a network of user agencies. Since July 1992, the number of public safety agencies using ALERTS has grown 100 percent. Part of that increase resulted from expanded service into the Rockford metropolitan area (Boone and Winnebago counties) and the Peoria metropolitan area (Knox, Peoria and Tazewell counties). The system now provides service in areas which comprise 73 percent of Illinois' population.

The Authority is responsible for research and development, and it operates and maintains the central computer hardware and telecommunications equipment. User agencies procure their own in-car terminals, and they pay the Authority a user fee for operating and maintaining the system. This arrangement allows individual agencies to keep their costs down while gaining access to a dynamic, state-of-the-art system. With a grant from the Motor Vehicle Theft Prevention Council, the Authority completed a major upgrade of equipment to support expansion of the system in the Chicago metropolitan area, Peoria and Rockford. This upgrade more than doubled the

capacity of the network.

Since July 1992, the number of vehicles equipped grew to more than 1,800 — a 125 percent increase. The Authority implemented numerous interfaces to local, third party computer-aided dispatch (CAD) and records systems; the Authority also implemented new software to support vehicle notations, prior inquiry lookups, activity scheduling and a new transport technology between network and host computers. In addition, ALERTS began implementing high capacity service in the Chicago metropolitan area. This technology increases throughput by 400 percent and will eventually be used to support advanced ca-



Mobile data terminals like the one pictured above are used by public safety agencies who have signed on to ALERTS, the in-car communication system developed by the Authority.

pabilities such as graphics, mug shots and automatic vehicle location systems.

Regardless of an agency's size and location, ALERTS provides the same benefits: instantaneous access to information in those situations where each second counts. During traffic stops, officers can get information about a car and its owner in a matter of seconds on their ALERTS terminals. Getting the same information from a police dispatcher over a two-way radio can take several minutes — and place the officer in danger. In addition to promoting officer safety, ALERTS has proven effective at helping police recover stolen vehicles and arrest suspects wanted for crimes in Illinois and throughout the country.

Communication support systems

The Authority's Police Information Management System (PIMS) continues to be the only system of its kind in Illinois — not just in the functions it provides but also in the sharing of information it promotes among law enforcement agencies.

As of fiscal year 1994, there were 50 police agencies using PIMS to maintain information about criminal incidents, offenders, arrests and other police operations. The system also has sophisticated crime analysis and mapping features, and it automatically prepares monthly Uniform Crime Reporting statistics.

PIMS becomes even more powerful when agencies use it to electronically exchange information with one another. PIMS uses a common data base maintained by the Authority at its Chicago computer center, where all PIMS computers were recently upgraded to provide police agencies with five times greater capacity and throughput. Agencies can easily share valuable information with one another while maintaining security over any sensitive data stored on the system. Since July 1992, the Authority has continued work on the development of a third generation of PIMS software. It will incorporate open systems interconnection standards for network and process-to-process communication and will operate in a personal computer, local area network environment.

Other police systems advances:

- Completed design work and began development of a master program (shell) under which all Authority programs will operate in the future. Called ICIS (Illinois Crime Information System), this shell will unify the PIMS, ALERTS and ALECS systems into a single set of software tools

used to support law enforcement. Although they will support different functions, these tools will look and operate in an identical style. Previously, all of these programs operated separately even though they communicated with one another.

- Implemented the first true client/server applications for accessing LEADS service, communications with the ALERTS network, display of E-911 data, display of unit status information and call taking/dispatch ticket functionality on ICIS.

- Completed design work and most of the software development for the STAR (System for Tracking Activities and Resources) module. STAR is the result of a federal grant to develop software to support community policing and provides problem tracking, resource identification and activity evaluation components.

- Began implementation of a wide area network (WAN) which will eventually tie all ICIS users together over high speed data circuits. This WAN will provide a common backbone for agencies to exchange any criminal justice data they wish. When supported by others, this network will be tied into other criminal justice networks throughout the state to implement a single, common communications path among all criminal justice agencies.

Corrections information needs

The Correctional Institution Management Information System (CIMIS) provides sheriffs' departments with a fast and efficient system for booking inmates and for retrieving the information needed to keep up with growing demands and growing inmate populations. The following are CIMIS highlights during fiscal years 1993 and 1994:

- *Livescan interface.* Data entered into CIMIS can now be transferred electronically into a livescan device for transmission to the Illinois State Police. CIMIS demographic data is merged with a livescan print record, eliminating redundant data entry. CIMIS provides a single source — centralized booking — for entering information. In Sangamon County, for example, the sheriffs' DCN-based CIMIS arrest booking data will be shared with the state's attorneys' office, the seventh judicial circuit, the circuit clerk's office and ISP. This will allow each county criminal justice agency to update booking records from the same source data. According to ISP, this procedure will improve the quality and timeliness of data posted to computerized criminal histories.

- *Data imaging (mug shots) interface.* This was enhanced to incorporate new data compression technology. Benefits include displaying pictures on a VGA monitor for about half the previous cost and generating inmate ID cards and wanted posters. Along with sharing data between agencies, users can now share pictures.

- *Commissary module.* This has been fully integrated into trust fund accounting and inventory modules. Cook County jail was converted from its old trust system as part of this effort. CIMIS now processes commissary and maintains store inventory and trust records for more than 11,000 inmates housed at the Cook County jail. CIMIS is also used to balance trust accounts daily with the bank.

- *Classification/Reclassification module.* Flexible models can be created and changed by jail staff, even if they have no programming experience. Each CIMIS installation can develop its own unique classification and reclassification system. An historical record of all classification decisions is maintained. A schedule maker is also available to identify inmates for reclassification.

- *LEADS interface through CIMIS.* Certain LEADS requests can be made using CIMIS identification numbers and the most recent criminal history record is maintained in the CIMIS database to support and/or validate the last classification decision. The interface is used in Lake and Cook counties.

- *CCDOC to IDOC electronic data transfer.* This redesign eliminated the need to have a dedicated communication line from the Cook County Department of Corrections to the Illinois Department of Corrections and incorporated the flexibility to change the composition of the transfer file on demand.

- *Case Charge Module.* The redesigned module now incorporates new Illinois Compiled Statutes and cross-references of Administrative Office of the Illinois Courts codes for interagency reporting.

- *System hardware.* Upgrades have been completed for Lake and Adams counties.

- *Special requests.* Requests are handled as received. For example, reports were written for the CCH audit group to streamline auditing in CIMIS counties.

CIMIS Departments

Adams County	Madison County
Cook County	St. Clair County
Jackson County	Sangamon County
Knox County	Will County
Lake County	

PIMS Departments

Algonquin Police Department
Arlington Heights Police Department
Aurora Police Department
Bartlett Police Department
Buffalo Grove Police Department
Calumet City Police Department
Cook County Sheriff's Department
Crystal Lake Police Department
Des Plaines Police Department
Dolton Police Department
Elgin Police Department
Elk Grove Village Police Department
Evanston Police Department
Fox River Grove Police Department
Galesburg Police Department
Glencoe Police Department
Glendale Heights Police Department
Glenview Police Department
Harvey Police Department
Hazel Crest Police Department
Highland Park Police Department
Hoffman Estates Police Department
Homewood Police Department
Illinois State Police — DCI
Joliet Police Department
Knox County Sheriff's Police Department
Lake In The Hills Police Department
Lincolnwood Police Department
METRA Police Department
Machesney Park Police Department
McHenry County Sheriff's Police Department
Morton Grove Police Department
Mount Prospect Police Department
Mundelein Police Department
Naperville Police Department
Northeastern Metropolitan Enforcement Group
Oakwood Hills Police Department
Palatine Police Department
Park Ridge Police Department
Prospect Heights Police Department
Rockford Police Department
Rolling Meadows Police Department
Schaumburg Police Department
St. Charles Police Department
Streamwood Police Department
Wheaton Police Department
Wheeling Police Department
Wilmette Police Department
Winnebago County Sheriff's Department
Winnetka Police Department

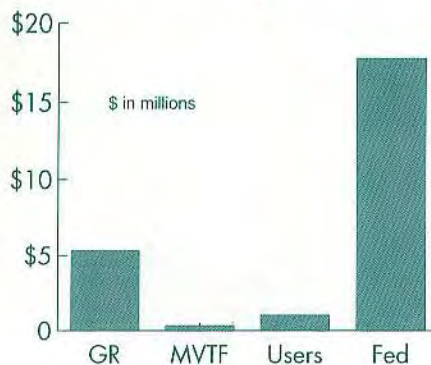
ALERTS Agencies

Addison PD
Algonquin PD
Athens PD
Aurora PD
Bartonville PD
Batavia PD
Bedford Park PD
Bellwood PD
Bensenville PD
Berkeley PD
Berwyn Fire Dept.
Berwyn PD
Boone County Sheriff's Dept.
Bridgeview PD
Brookfield PD
Buffalo PD
Bull Valley PD
Burbank PD
Burr Ridge PD
Calumet City PD
Capitol Airport DPS
Champaign County Sheriff's Dept.
Champaign Fire Dept.
Champaign PD
Chatham PD
Cherry Valley PD
Chicago Heights PD
Chillicothe PD
College of Lake County DPS
Cook County Sheriff's Dept.
Cook County SAO
Country Club Hills PD
Countryside PD
Crest Hill PD
Creve Coeur PD
Darien Area Dispatch Center
Darien PD
Des Plaines Fire Dept.
Des Plaines PD
Dolton PD
Downers Grove PD
DuPage County Sheriff's Dept.
East Hazel Crest PD
East Peoria PD
Elk Grove Village PD
Elmwood Park Fire Dept.
Elmwood Park PD
Evanston Fire Dept.
Evanston PD
Evergreen Park PD
Flossmoor PD
Forest Park PD
Fox River Grove PD
Fox Valley Park Dstrt PD
Galesburg Fire Dept.
Galesburg PD
Geneva PD
Gilberts PD
Glencoe PD
Glendale Heights PD
Glenview PD
Glenwood PD
Golf PD
Grandview PD
Grayslake PD
Hainesville PD
Hampshire PD
Harvey PD
Hawthorn Woods PD
Hazel Crest PD
Hebron PD
Hickory Hills PD
Hillside PD
Hinsdale PD
Hodgkins PD
Hoffman Estates Fire Dept.
Hoffman Estates PD
Homer PD
Hometown PD
Homewood PD
Huntley PD
ICJIA
ISP/District 10
ISP/District 16
ISP/District 2
ISP/District 3
ISP/District 4
ISP/District 5
ISP/District 7
ISP/District 8
ISP/District 9
Illioopolis PD
Johnsburg PD
Joliet PD
Justice PD
Kane County Auto Theft TF
Kane County Forest Preserve DD
Kane County Sheriff's Dept.
Kenilworth PD
LaGrange Park PD
LaGrange PD
Lake County MEG
Lake County Sheriff's Dept.
Lake County Task Force
Lake In The Hills PD
Lakemoor PD
Lakewood PD
Leland Grove PD
Libertyville PD
Lincolnshire PD
Lincolnwood PD
Lisle PD
Loami PD
Loves Park PD
METCAD
Mahomet PD
Maywood PD
McCook PD
McCullom Lake PD
McLean PD
Mechanicsburg PD
Melrose Park Fire Dept.
Melrose Park PD
Midlothian PD
Morton Grove PD
Morton PD
Mount Prospect PD
Multi-County MEG
Mundelein PD
Naperville Fire Dept.
Naperville PD
New Berlin PD
Niles PD
Norfolk & Southern RR PD
North Aurora PD
North Riverside PD
Northbrook PD
Northeastern MEG
Northern Ill. Police Alarm System
Northfield PD
Oak Brook PD
Oak Forest PD
Oak Lawn PD
Oak Park PD
Oakwood Hills PD
Ogden PD
Olympia Fields PD
Park City PD
Park Forest PD
Park Ridge Fire Dept.
Park Ridge PD
Parkland College DPS
Pawnee PD
Pekin PD
Peoria County Sheriff's Dept.
Peoria Heights PD
Peoria PD
Plainfield PD
Pleasant Plains PD
Prairie Grove PD
Rantoul PD
Richmond PD
River Forest Fire Dept.
River Forest PD
River Grove PD
Riverside PD
Riverton PD
Rochester PD
Rockford Park Dstrt PD
Rockford PD
Rolling Meadows PD
Roselle PD
Round Lake Beach PD
Round Lake Fire Dept.
Round Lake Heights PD
Round Lake Park Dstrt PD
Round Lake Park PD
Round Lake PD
Sangamon State Univ DPS
Secretary of State PD
Sherman PD
Skokie PD
South Jacksonville PD
Southern View PD
Spring Grove PD
Springfield PD
Streamwood PD
Streamwood Fire Dept.
Sugar Grove PD
Summit PD
Tazewell County Sheriff's Dept.
Thomasboro PD
Tinley Park PD
Univ. of Ill. Fire Dept.
Univ. of Ill. PD
Urbana PD
Vernon Hills PD
Washington PD
Waukegan PD
Westchester PD
Western Springs PD
Wheeling PD
Will County Sheriff's Dept.
Williamsville PD
Willow Springs PD
Wilmette PD
Winnebago County Sheriff's Dept.
Winnetka PD
Wood Dale PD
Woodridge PD

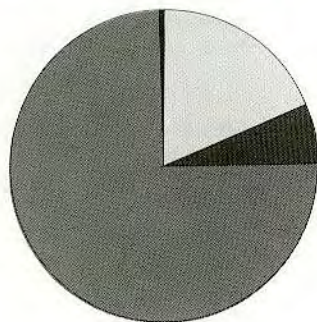
1992 Fiscal Information

Actual Expenditures

Sources of Expenditures



How funds were spent



- Authority-Operations 18.66%
- Fed Grants to state, local, NFP 74.68%
- Authority-Fed grants & admin 6.32%
- MV grants .34%

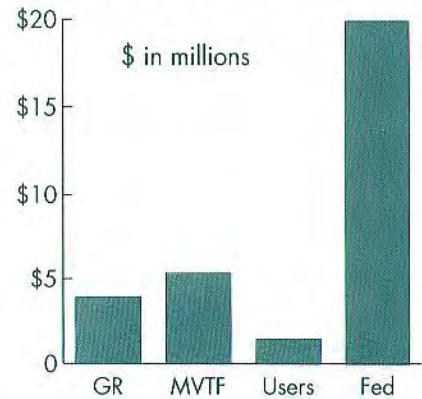
	GENERAL REVENUE	USERS FEES	FEDERAL	MOTOR VEHICLE	TOTAL ALL FUNDING SOURCES
OPERATIONS					
Personnel	\$1,331,181	\$244,147		\$59,987	\$1,635,315
Retirement — Pick up	30,080				30,080
Retirement	65,500	10,855			76,355
FICA	97,311	18,004			115,315
Group Insurance		35,290			35,290
Contractual Services	617,208	99,564			716,772
Travel	27,843	5,406			33,249
Commodities	18,805	1,159			19,964
Printing	32,250	4,983			37,233
Equipment	6,061	9,191			15,252
EDP	946,957	542,688			1,489,645
Telecom	102,911	59,600			162,511
Auto Operations	8,407	4,131			12,538
Ordinary & Contingent Expenses				197,318	197,318
Total Operations	\$3,284,514	\$1,035,018	\$0	\$257,305	\$4,576,837
AWARDS & GRANTS					
Federal Assistance Support	\$528,600		922,098		1,450,698
Motor Vehicle Grants				82,850	82,850
State Agencies	\$1,528,700		4,862,804		6,391,504
Locals/Non-Profits			11,924,186		11,924,186
Investigating CJ Issues			99,645		99,645
Total Awards & Grants	\$2,057,300	\$0	\$17,808,733	\$82,850	\$19,948,883
GRAND TOTAL	\$5,341,814	\$1,035,018	\$17,808,733	\$340,155	\$24,525,720

1993 Fiscal Information

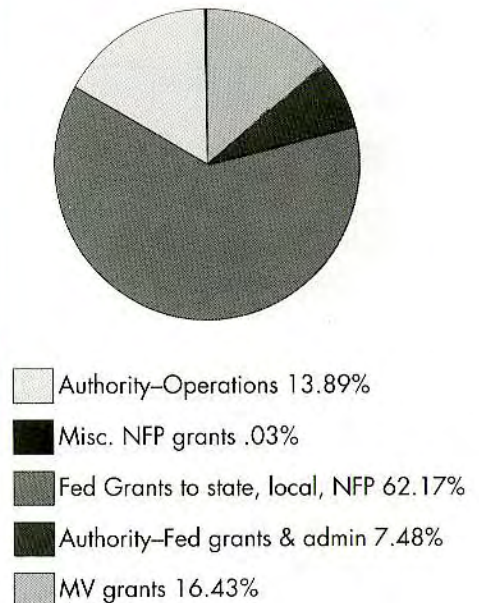
Actual Expenditures

	GENERAL REVENUE	USERS FEES	FEDERAL	MOTOR VEHICLE	CJ INFO PROJ FUND	TOTAL ALL FUNDING SOURCES
OPERATIONS						
Personnel	\$1,002,546	\$476,734		\$182,739		\$1,662,019
Retirement — Pick up	33,540	22,000				55,540
Retirement	44,811	17,688				62,499
FICA	75,100	35,936				111,036
Group Insurance		62,800				62,800
Contractual Services	543,200	40,008				583,208
Travel	20,055	5,102				25,157
Commodities	9,400	3,099				12,499
Printing	23,843	1,108				24,951
Equipment	10,379	8,756				19,135
EDP	621,864	707,652				1,329,516
Telecom	79,100	72,488				151,588
Auto Operations	4,653	3,603				8,256
Ordinary & Contingent Expenses				146,407		146,407
Total Operations	\$2,468,491	\$1,456,974	\$0	\$329,146	\$0	\$4,254,611
AWARDS & GRANTS						
Federal Assistance Support	595,635		1,606,915			2,202,550
Motor Vehicle Grants				4,999,648		4,999,648
Motor Vehicle Refunds				32,734		32,734
Slate Agencies	858,654		5,858,037			6,716,691
Locals/Non-Profits			12,329,475			12,329,475
Investigating CJ Issues			88,920		9,819	98,739
Total Awards & Grants	\$1,454,289	\$0	\$19,883,347	\$5,032,382	\$9,819	\$26,379,837
GRAND TOTAL	\$3,922,780	\$1,456,974	\$19,883,347	\$5,361,528	\$9,819	\$30,634,448

Sources of Expenditures



How funds were spent

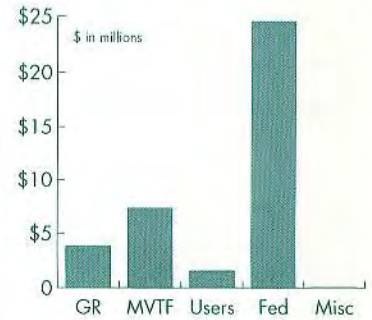


1994 Fiscal Information

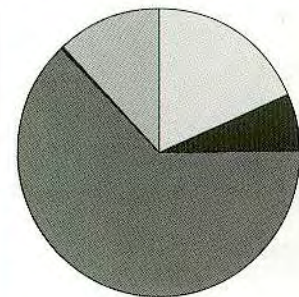
Actual Expenditures

	GENERAL REVENUE	USERS FEES	FEDERAL	MOTOR VEHICLE	CJ INFO PROJ FUND	TOTAL ALL FUNDING SOURCES
OPERATIONS						
Personnel	\$1,293,761	\$431,493		\$246,442		\$1,971,696
Retirement — Pick up	43,784	14,558				58,342
Retirement	58,650	24,038				82,688
FICA	97,926	32,529				130,455
Group Insurance		55,031				55,031
Contractual Services	442,904	57,381				500,285
Travel	17,000	6,739				23,739
Commodities	16,000	1,610				17,610
Printing	19,241	2,019				21,260
Equipment	3,818	14,053				17,871
EDP	324,400	826,248				1,150,648
Telecom	81,300	74,492				155,792
Auto Operations	7,657	4,219				11,876
Ordinary & Contingent Expenses				196,110		196,110
Total Operations	\$2,406,441	\$1,544,410	\$0	\$442,552	\$0	\$4,393,403
AWARDS & GRANTS						
Federal Assistance Support	485,600		1,804,997			2,290,597
Motor Vehicle Grants				6,745,417		6,745,417
Motor Vehicle Refunds				141,392		141,392
State Agencies	948,744		7,480,696			8,429,440
Locals/Non-Profits			15,162,778			15,162,778
Investigating CJ Issues			90,547		114,631	205,178
Total Awards & Grants	\$1,434,344	\$0	\$24,539,018	\$6,886,809	\$114,631	\$32,974,802
GRAND TOTAL	\$3,840,785	\$1,544,410	\$24,539,018	\$7,329,361	\$114,631	\$37,368,205

Sources of Expenditures



How funds were spent



- Authority-Operations 11.76%
- Misc. NFP grants .31%
- Fed Grants to state, local, NFP 63.13%
- Authority-Fed grants & admin 6.37%
- MV grants 18.43%

Authority Publications 1993 — 1994

Illinois Criminal Justice Information Authority publications are available free of charge by calling the Authority's Information Resource Center at (312) 793-8550 or by writing the Authority at 120 S. Riverside Plaza, Suite 1016, Chicago, IL 60606-3997. The publications below reflect projects completed between July 1, 1992, and June 30, 1994.

Research and Research Methods

- ▼ Impact Analysis: Proposed "Truth-in-Sentencing" Legislation (*June 1994*)
- ▼ Promising Approaches to Gangs: A Catalogue of Prevention and Suppression Programs in Illinois (*June 1994*)
- ▼ Clemency for Battered Women Convicted of Killing Their Partners (*May 1994*)
- ▼ Riverboat Gambling and Crime in Illinois (*May 1994*)
- ▼ Illinois Strategy to Control Drug & Violent Crime (*December 1993*)
- ▼ The Implementation of Illinois' Pre-Start Program: An Initial Evaluation (*December 1993*)
- ▼ An Evaluation of the Cook County State's Attorney's Office Narcotics Nuisance Abatement Unit (*November 1993*)
- ▼ The Springfield Weed & Seed Initiative: A Process Description & Evaluation (*September 1993*)
- ▼ The DuPage County State's Attorney's Drug Control Strategy Task Force: A Process Evaluation (*May 1993*)
- ▼ Final Report of the Illinois Task Force on Crime and Corrections (*March 1993*)
- ▼ The Effects of Partial Drug Testing on Drug Use Behavior and Self-Disclosure Validity (*1993*)
- ▼ On Good Authority: Intermediate Sanctions in Illinois (*March 1993*)
- ▼ On Good Authority: Asset Seizure and Forfeiture in Illinois (*March 1993*)
- ▼ On Good Authority: Juvenile Offenders & Violent Crime (*May 1994*)
- ▼ On Good Authority: Firearms and Crime in Illinois (*April 1993*)

General Information

- ▼ Illinois Motor Vehicle Theft Prevention Council Annual Report for 1992
- ▼ Consider the Consequences: Eight newsletters dealing with the legal consequences of drug abuse in Illinois. Topics include nuisance abatement and safe school zones.
- ▼ News & Notes: Newsletter of the Motor Vehicle Theft Prevention Council. Topics include "Carjacking: New twist on an old crime?" (*October 1993*) and "Auditing the paper trail of vehicle-related businesses" (*December 1993*)
- ▼ STACNEWS: The three issues of this newsletter deal with the spatial and temporal analysis of crime.

For more information about the Authority and its programs and services, contact:

Illinois Criminal Justice Information Authority
Office of Public Information
120 S. Riverside Plaza, Suite 1016
Chicago, Illinois 60606-3997
312/793-8550 • 312/793-4170 (TDD)

The Illinois Criminal Justice Information Authority

Jim Edgar
Governor

Bob Kustra
Lieutenant Governor

Peter B. Bensinger
Chairman

Thomas F. Baker
Executive Director

Printed by the authority of the
state of Illinois on contract
2,000 copies/March 1995
\$2.07 per copy
95-53